

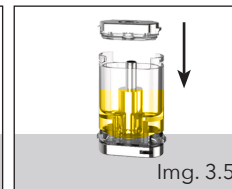
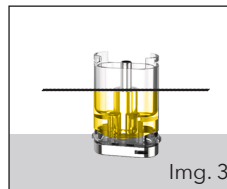
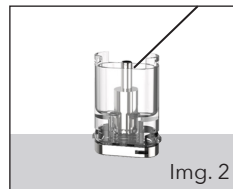
Filling Instructions

for CCELL Pod Systems
BELLOS

Filling Instructions



1. Prepare Station with: Battery, Pod Base, Upper Cap, and Pod Airflow Cover (Img. 1)
2. Use a blunt tip syringe to fill Pod Base (Img. 2)
 - a. Put Syringe at 45° angle
 - b. Oil Temperature between 80° and 140°
 - c. FILL BOTH sides of the pod individually with 0.25g
 - d. Fill oil level to the top of the center "core" (Img. 3)



3. Capping
 - a. Cap each device immediately after filling (30-60 seconds)
 - b. Use UPPER CAP to seal pod (Img. 3.5)
4. Airflow Capping
 - a. Take upper cap, and secure over the capped pod. This will allow for placement of the pod into the device, and should be tight/click on top of pod base

Usage

Please wait at least 30 minutes before using to allow the atomizer to saturate for the best vapor production (Img. 4)

Caution

- a. DO NOT fill with oil that is too hot
- b. Cap within time constraint to ensure pressurization
- c. DO NOT flip upside down
- d. BE SURE pod base is tightly secured into upper cap
- e. DO NOT fill center post of pod



Visit www.kushsupplyco.com/vape-support

or call **888.920.5874** to learn more.